

THE FINGER LAKES LACE GUILD

presents the

44th Annual Ithaca Lace Day and Conference

Thursday, Friday, Saturday and Sunday - October 1st, 2nd, 3rd, and 4th, 2026

at

The Hotel Ithaca, 222 S Cayuga St, Ithaca, NY 14850

(607) 272-1000, www.thehotelithaca.com



Featured Speaker

Sasha Baskin ~ Photographic Image in Bobbin Lace

plus

Workshops, Sales, and Lace and Bobbin Prizes



For more information about the Lace Day or Workshops call:

Holly Van Sciver

(607) 277-0498 or email: vsblace@twcny.rr.com

<http://www.vansciverbobbinlace.com> or <http://www.fingerlakeslaceguild.org>

Finger Lakes Lace Guild 2026 Lace Day

44th Annual Lace Day and Conference

Come join us in the heart of the beautiful Finger Lakes Region of New York State for the FLLG 2026 Lace Day and Conference which will be held October 1st, 2nd, 3rd, and 4th, 2026, at The Hotel Ithaca, 222 S Cayuga St, Ithaca, NY 14850. The theme for this year is “**Fall for Lace**”.

We begin on Thursday with Registration and a Meet and Greet Reception at the hotel. Please join us in welcoming the teachers and vendors and in renewing lacemaking friendships. Items for sale will include a broad line of lacemaking supplies, books, bobbins, and antique and vintage laces. Donations will be accepted for a treasure trove of prizes. The five workshops will feature teachers from across the United States teaching a variety of laces.

Don't miss seeing Gerry Munchel, our famous MC, at our Saturday evening banquet. After dinner Sasha Baskin will lecture on **Photographic Image in Bobbin Lace**.

Thursday, October 1, 2026

6:00 - 9:00 pm

Registration

7:00 - 9:00 pm

Meet and Greet Reception



Friday, October 2, 2026

9:00 - 12:00 noon

Workshops

12:00 - 2:00 pm

Lunch

2:00 - 5:00 pm

Workshops



Saturday, October 3rd, 2026

9:00 - 12:00 noon

Workshops

12:00 noon

Lunch Break

1:30 - 4:30 pm

Workshops

7:00 - 10:00 pm

*Banquet Dinner and After Dinner Lecture on
Photographic Image in Bobbin Lace by Sasha Baskin*



Sunday, October 4, 2026

8:45 - 11:45 am

Workshops


*The Vendor room will be open Thursday evening as well as daily.
The Display room set-up will be Thursday evening.*

Portraits in Two-Toned Tulle, *Sasha Baskin*

Learn how to create images and portraits with two-toned tulle. Building off of the brilliant technique developed by Pierre Fouche we will learn how to break an image down into light and dark “pixels”. Working with light and dark thread, each stitch is an opportunity for two light threads or two dark threads to cross and create a moment of light or dark. At the end of the workshop students will have a monochrome image and an understanding of how to design their own images and patterns for two-tone tulle. Expect to work with lots of bobbins and to learn a lot about bobbin management and working on the diagonal!

PREREQUISITES: Familiarity with the tulle stitch helpful but not required. Comfort working 2 pair grounds on the diagonal.

Sasha Baskin holds a BFA in drawing from the Maryland Institute College of Art and an MFA in Craft/Material Studies from Virginia Commonwealth University. Baskin was a 2018-2019 Artist in Residence at Arrowmont School of Arts and Crafts and a 2020 and 2022 Penland Winter Resident. She was a member of the American Craft Council’s Emerging Artist Cohort (2024). Her teaching record includes bobbin lace workshops at Penland School of Craft, Arrowmont School of Arts and Crafts, John C Campbell Folk School, and the Baltimore Jewelry Center. She has taught undergraduate coursework in drawing and fibers at the Maryland Institute College of Art, Stevenson University, Virginia Commonwealth University and currently teaches at Johns Hopkins University in Baltimore Maryland.



Bedfordshire, Bucks Point, Honiton and Lester Laces *Holly Van Sciver*

This class offers the lacemaker the option of working Honiton (flat or raised and rolled), Bucks Point (geometric or floral), or Beds/Lester at any level. Honiton lace is a beautiful English free lace depicting images from nature and is the gateway to interpretive lacemaking of pictorial images. Bucks Point is an English continuous bobbin lace and is characterized by a delicate ground and a pattern outlined by a gimp thread. Bedfordshire is a continuous lace with a plaited ground. It is a great opportunity to learn any of these laces for the first time or to pursue continuing projects.

PREREQUISITES: Strong bobbin lace fundamentals.

Holly has been a student and teacher of lacemaking for 52 years. Originally trained in England, she specializes in teaching the 19th century English laces. She has taught and lectured in the United States, Canada and Europe for the International Organization of Lace, regional lace guilds, national lace conferences, museums, historical societies, universities, and professional organizations. Using an interdisciplinary approach, Holly is a leader in teaching the fundamentals underlying lacemaking theory and design. She is the founder of the Finger Lakes Lace Guild and owner of Van Sciver Bobbin Lace, which has served to promote lacemaking worldwide since 1981.





Needlelace - Beginners & Beyond

Carolyn Wetzel

Needle lace is a versatile, portable, inexpensive approach to making lace that has enormous creative potential. If you can draw it, you can make it with needle lace! It has been made for centuries in many parts of the world, and the diversity of its traditions provides numerous stitches and techniques to choose from. However, one needs to learn the basic approach to needle lace regardless of style or tradition. In this class, beginning students will learn pattern preparation, order of working, several filling stitches, cordonnet and edge embellishments, and

how to release the completed lace from the pattern. Continuing students will expand their techniques and skills repertoire based on their experience and in consultation with the instructor prior to the class.

PREREQUISITES: The ability to thread a needle.

Carolyn has been exploring needle-made lace techniques for over 40 years and teaches classes across the USA. She has learned from many wonderful teachers in the USA and Europe and loves to view historical examples in museums and private collections.

Carolyn has written lace-related articles for Piecework magazine and the IOLI Bulletin. She is an active member of the New England Lace Group (USA) and International Organization of Lace, Inc. International Organization of Lace, Inc.



Milanese Lace, Louise Colgan

Milanese is a free-flowing form of tape lace characterized by special decorative stitches that become integral features of each design. The creative nature of this type of lace makes it suitable for both traditional and contemporary interpretation. This course will cover all levels of Milanese skills from basic to advanced. A variety of projects will be provided to suit both new and continuing Milanese lacemakers. Techniques include how to work the braids plus turns, sewings, starts & endings, tensioning tips, and much more. Students will also learn how to incorporate color in their work to make their own unique pieces from the selected patterns. **PREREQUISITES:** A solid foundation in all basic Bobbin Lace skills is required, including winding and hitching bobbins correctly, ability to execute standard bobbin lace stitches, plus Pin-under-4 or Footside Edge. Ability to read diagrams is also recommended. Prior experience with Torchon and/or other Tape Laces is beneficial, as well.



Louise Colgan has over 35 years of experience as a Bobbin Lace teacher. She has taught at many I.O.L.I. Conventions, as well as numerous Workshops around the U.S. and local classes in California. Her designs provide creative opportunities for students at all levels. She is also an I.O.L.I. Honorary Member and Past President.



DESIGN & LACE BY LOUISE COLGAN

Withof Duchesse, Flanders, Torchon, UFOs

Kathy Kauffmann

Withof Lace: Withof is a cut thread lace which has its origins in Sluis Duchesse a lace originated in the Netherlands. The designs are flowing and uses minimal grounds to connect the elements.



Flanders Lace: Flanders is a Belgium continuous lace that uses a unique 5-hole ground. It also has a unique way of manipulating the weaver.

Torchon Lace: Torchon Lace is a beautiful lace which is used for beginning and continuing students in their lacemaking. It has a very different appearance when fine threads are used for knowledgeable beginning and intermediate lacemakers.

PREREQUISITES: Torchon - previous lacemaking experience. Students working on Torchon should have some previous lace experience. Students working Withof Lace or Flanders Lace should be able to do a pin after 4 footside and know the basic stitches and terms used in lacemaking.



Kathy Kauffmann has been a lacemaker for more than 45 years with more than 40 years of teaching experience. She began her studies in Paris at Le Centre d'Enseignement de la Dentelle. She has studied many types of lace with her favorites being Withof, Flanders and Binche. She is the co-author of "Withof in North America" along with Susie Johnson and Carol Watson. She also co-authored "Flanders" with Michael Guisiana and Marianne Stang. Kathy is past president of OIDFA and an active member of several guilds.



Introduction To Bobbin Lace, Shirley Egan

Beginning students will learn the language of lace and practice several stitches in a traditional sample tape. These stitches will then be used to complete a simple motif ~ a “lace bobbin” ~ an original design by Jean Jagendorf for this course. All students will receive a complimentary booklet to keep as a background reference for further study in traditional lace classes or for creative exploration with contemporary fiber art designs. Materials to be used for this workshop will be loaned by the FLLG and turned in at the end of class. Students may also purchase supplies in advance or at the event to continue their lacemaking.

PREREQUISITES: None



A lifelong lover of traditional textile techniques of all kinds, Shirley Egan fell in love with bobbin lacemaking when she realized that its “simple genius” offered broad creative possibilities with endless technical variations. She has been a student and designer of lace for 40 years. To introduce others to her passion, she demonstrates, teaches, and speaks about lace throughout the Finger Lakes.



Registration Form

Name: _____

Address: _____

Phone: _____

Email: _____

Registration is open now. Choose workshops in order of preference. Registration applications, accompanied by full payment in U.S. dollars, must be received by the **July 30th** registration deadline. **Registration will be done on a first come first served basis**, so mail your registration in ASAP after receiving it. Applications received after **July 30th** will be accommodated on a space available basis in the order received. Confirmation of courses and supply lists will be mailed by mid-August.

(Rank in order of preference 1, 2, 3 etc.)

- _____ **Portraits in Two-Toned Tulle**, *Sasha Baskin*
- _____ **Bedfordshire, Bucks, Honiton and Lester Laces**, *Holly Van Sciver*
- _____ **Aemilia Ars Needle Lace**, *Carolyn Wetzel*
- _____ **Milanese Lace**, *Louise Colgan*
- _____ **Withof Duchesse, Flanders, Torchon, UFOs** *Kathy Kauffmann*
- _____ **Beginning Bobbin Lace**, *Shirley Egan*

Cancellation Policy

If you need to cancel, please tell us immediately by phone or email so that someone else may fill your place. Requests for refunds must be made in writing to the Registrar and must be postmarked by September 10th. If you cancel before September 10th you will be entitled to a full refund less \$50.00 cancellation fee. We will not be able to honor requests for refunds postmarked after September 10th unless another student can fill your space.

Item	Number of People	Price per Registrant	Total
Registration Fee (applicable to workshop registrants only)		\$38.00	
Friday/Sat/Sun Lace Workshop Tuition (Includes Thursday Reception)		\$415.00	
Banquet Dinner and Lecture		\$57.00	
Boxed Lunch on Friday		22.50	
Boxed Lunch on Saturday		22.50	
Introduction To Bobbin Lacemaking Fri/Sat/Sun (Includes Registration Fee and Tuition)		\$250.00	
Please make your check payable to "Finger Lakes Lace Guild"		TOTAL	

Limited funds are available for a tuition scholarship. For information & application form see the Guild website <http://www.fingerlakeslaceguild.org> or request an application form from Shirley Egan, 2578 Fry Rd., Aurora, NY 13026.

Accommodation

Registrants can book a room in the FLLG discounted room block at the hotel while available using this link; <http://bookings.ihotelier.com/bookings.jsp?groupID=5161901&hotelID=95060> or any one of the other hotels, Air B&B's and campgrounds in Ithaca. Book early because this is a very popular weekend in Ithaca and rooms can become scarce.

Meals

Meals include a Meet and Greet Reception on Thursday evening. There will be a boxed lunch available by pre-registration on Friday and Saturday. The Hotel can accommodate most dietary needs including vegetarian, vegan, gluten-free, dairy-free, and more. Please inform us of special dietary needs at the time of registration, and no later than September 10th. Each room has a refrigerator. There is a restaurant in the hotel that is open for breakfast and dinner. There are numerous restaurants within walking distance from the hotel.



Please mail completed registration form and checks, payable to the **Finger Lakes Lace Guild**, to Jill Hawkins, 703 South Main Street, Cheshire, CT 06410. Direct your questions to the Registrar, Jill Hawkins (203) 464-9873